

CERTIFICAT D'EXAMEN UE DE TYPE
EU TYPE EXAMINATION CERTIFICATE

N° LNE - 37397 rév. 0 du 08 février 2021

Délivré par : Laboratoire national de métrologie et d'essais
Issued by

En application : Directive 2014/32/UE, Module B
In accordance with Directive 2014/32/EU, Module B

Fabricant : Luna AB - Sandbergsvägen 3
Manufacturer SWEDEN - SE-441 80 - Alingsås

Mandataire : - - - -
Authorized representative

Concernant : mesures matérialisées de longueur

In respect of material measures of length

Caractéristiques : Les caractéristiques principales de l'instrument sont mentionnées en annexe.

Characteristics The main features of the instrument are mentioned in the appendix.

Valable jusqu'au : 04 mai 2030
Valid until May 4th, 2030

Les principales caractéristiques et conditions d'approbation figurent dans l'annexe ci-jointe qui fait partie intégrante du certificat et comprend 9 page(s). Tous les plans, schémas et notices sont déposés au Laboratoire national de métrologie et d'essais sous la référence de dossier P209213 -1.

The principal characteristics, approval conditions are set out in the appendix hereto, which forms part of the approval documents and consists of 9 page(s). All the plans, schematic diagrams and documentations are recorded by Laboratoire national de métrologie et d'essais under reference file P209213 -1.

Pour le Directeur Général
On behalf of the General Director



Responsable du Département Certification
Instrumentation
Head of the Instrumentation Certification Department

Annex to UE type examination certificate n° LNE-37397 rév.0

1. Historical

identification	Revision	Object
LNE-37397	0	<ul style="list-style-type: none">- Transfer of the certificate UK/0126/0274- Editorial modification

2. Designation

This instrument can be marketed under different trade names.

3. Description of the pattern

The pattern is a composite, retractable measure, which may be in a case.

The instrument could be:

- a short steel measures of length,
- a long steel measures of length,
- a fibreglass measures of length.

The instrument has a sliding hook at the free end.

It has black markings on a yellow or white background protected by a clear film. The blade is graduated in millimetres throughout on both edges; half-centimetres are also marked. The centimetre intervals are numbered consecutively throughout the blade. The decimetre numbers and metre numbers are marked in red numeric letters.

The case is made of plastic and may be fitted with a blade lock, a belt hook, a carrying strap and other accessory functional modules. The case may be any colour. All case/reel image examples are representative of design only. The blade specifications and case/reel markings relevant to the approval are detailed in this descriptive annex. The case cannot be marked with a case dimension for making internal measurements.

Approval under this Certification is not covering any accessory functional modules (listed but not limited to the following: level bubble, calculator, and solar power module, etc).

4. Technical data

Accuracy class could be I, II or III.

The nominal length is mentioned at the beginning of the blade.



The scale interval is 1 mm.

5. Markings and Inscriptions

The inscriptions together with the 'CE' marking, supplementary metrology marking and notified body number are printed on the blade near the beginning.

Annex to UE type examination certificate n° LNE-37397 rév.0

The following are marked on the blade near the beginning:

- Manufacturer's identification :  or 
- The nominal length,
- Class of accuracy,
- EU type approval certificate number: LNE – 37397,
- CE' marking,
- Supplementary metrology marking,
- Notified body number involved in the production control phase.

6. Approval condition

The following markings and inscriptions are durably and legibly marked onto the blade of the tape measure:

- Manufacturer's name, registered trade name or registered trade mark and postal address,
- Information in respect of its accuracy

and, when applicable:

- Information in respect of the conditions of use,
- Measuring capacity,
- Identity marking (a type, batch or serial number or other element allowing their identification),
- Information whether or not additional devices providing metrological results comply with the provisions of Directive 2014/32/EU on legal metrological control

The markings and inscriptions shall fulfil the requirements of Article 8, Article 21, Article 22 and Point 9 of Annex I of Directive 2014/32/EU.

7. Models :

7.1 models of steel tape measure blade as described in Table 1 below.

Luna AB Model No	Accuracy class	Nominal Length (m)	Nominal Width (mm)
270730104	I or II	3	16
270730203	I or II	5	19
270730211	I or II	5.5	19
270730302	I or II	5	19
270730401	I or II	8	25
270740103	I or II	3	16
270740202	I or II	5	19
270740210	I or II	5.5	19
270740301	I or II	5	19
270740400	I or II	8	25
270740509	I or II	8	25

Table 1

7.2 Having alternative model numbers identified as 270750102. The steel blade has a white background (Figure 3).

**Annex to UE type examination certificate
n° LNE-37397 rév.0**

Luna AB Model No	Accuracy class	Nominal Length (m)	Nominal Width (mm)
270750102	I or II	5	19

Table 2

7.3 Having alternative models of long steel tape measure blade as detailed in Table 3 below (Figure 4).

Luna AB Model No	Accuracy class	Nominal Length (m)	Nominal Width (mm)
270760101	II or III	15	13
270760200	II or III	30	13
270780109	II or III	30	13
270780208	II or III	50	13

Table 3

7.3.1 The front face of the long steel blade is graduated every half-centimetre along the top edge and in millimetre intervals along the bottom edge of the blade. The graduations are in black with every 10 centimetres being numbered in black, and every metre numbered in red. The centimetre intervals on the lower edge are numbered consecutively from 1 to 99, and this is repeated every 100 centimetres. The blade has a yellow or white background which is protected by a clear film. The blade is terminated by a riveted reinforcing strip approximately 20 mm long. A folding steel claw may be fitted to the reinforcing strip. The zero reference edge for any measurement using this blade is the inside face of the folding steel claw (Figure 5). A metal or plastic ring, which is not included in the nominal length, is attached to the blade by means of a steel hinge pin.

7.3.2 The blade may be terminated by a rigid metal / plastic ring and is attached to the blade by means of a riveted steel reinforcing strip. The zero reference edge for any measurement using this blade is the inside edge of the metal / plastic ring. An image to illustrate the zero reference edge is shown in Figure 6, and shall accompany each product.

7.3.3 The tape measure blade may be fitted into a case which is not marked with a case dimension for making internal measurements.

7.3.4 The tape measure blade may be fitted into an open reel plastic case, which may be fitted with a winding handle that can be folded.

7.4 Having alternative models of long PVC fibreglass-reinforced ribbing tape measure blade as detailed in Table 4 below (Figures 7 and 8).

Luna AB Model No	Accuracy class	Nominal Length (m)	Nominal Width (mm)
270770100	II or III	15	15
270770209	II or III	30	15
270790108	II or III	30	15
270790207	II or III	50	15

Table 4

Annex to UE type examination certificate n° LNE-37397 rév.0

7.4.1 The front face of the long fibreglass blade is graduated every 2-millimetre intervals along the top edge. The graduations are marked in black with every 10 centimetres being numbered in black, and every metre numbered in red. The centimetre intervals are numbered consecutively from 1 to 9, and this is repeated every 10 centimetres. The blade has a yellow or white background which is protected by a clear film. The blade is terminated by a riveted reinforcing strip approximately 20 mm long. A folding steel claw may be fitted to the reinforcing strip. The zero reference edge for any measurement using this blade is the inside face of the folding steel claw (Figure 5). A metal or plastic ring, which is not included in the nominal length, is attached to the blade by means of a steel hinge pin.

7.4.2 The blade may be terminated by a rigid metal / plastic ring and is attached to the blade by means of a riveted steel reinforcing strip. The zero reference edge for any measurement using this blade is the inside edge of the metal / plastic ring. An image to illustrate the zero reference edge is shown in Figure 6, and shall accompany each product.

7.4.3 The tape measure blade may be fitted into a case which is not marked with a case dimension for making internal measurements.

7.4.4 The tape measure blade may be fitted into an open reel plastic case, which may be fitted with a winding handle that can be folded.

Annex to UE type examination certificate n° LNE-37397 rév.0

8

ILLUSTRATIONS

- Figure 1 Example of the pattern
- Figure 2 Examples of the case styles
- Figure 3 Blade in silver background and case model example
- Figure 4 Examples of the long steel tape measure blade and the case model
- Figure 5 zero reference edge example for folding steel claw
- Figure 6 zero reference edge examples for rigid metal / plastic rings
- Figure 7 Example of fibreglass tape measure blade
- Figure 8 Example of fibreglass tape measure reel case model

Annex to UE type examination certificate
n° LNE-37397 rév.0

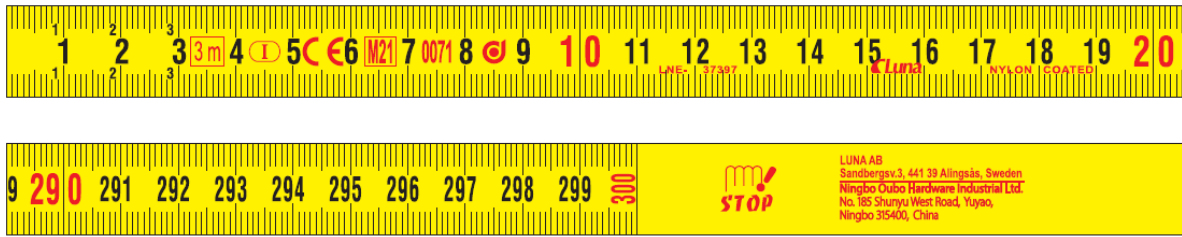


Figure 1 Example of the pattern



Figure 2 Examples of the case styles

Annex to UE type examination certificate
n° LNE-37397 rév.0

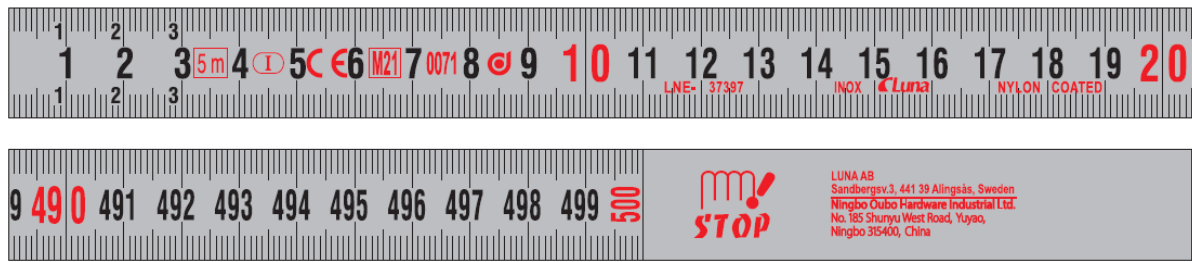


Figure 3 Blade in silver background and case model example

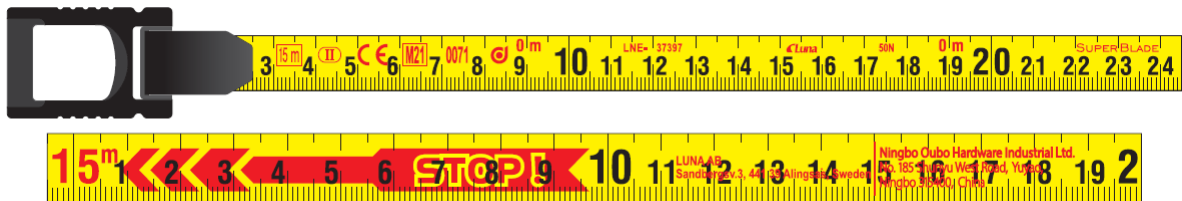


Figure 4 Examples of the long steel tape measure blade and the case model




Figure 5 - zero reference edge example for folding steel claw




Figure 6 zero reference edge examples for rigid metal / plastic rings

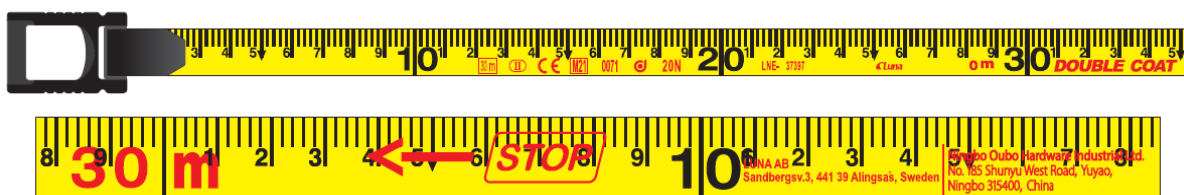


Figure 7 Example of fibreglass tape measure blade



Figure 8 Example of fibreglass tape measure reel case model